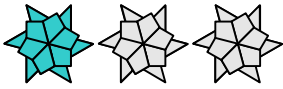


# Origami Faltsymbole

Copyright © www.orime.de Dominik Meißner

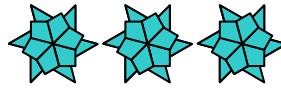
## Schwierigkeitsgrad



Einfach



Mittel

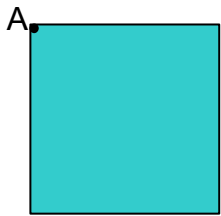


Schwer



Sehr Schwer

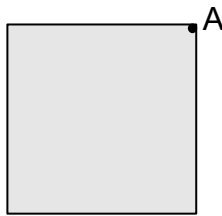
## Drehen und Wenden



Vordere Seite




Papier umdrehen



Hintere Seite



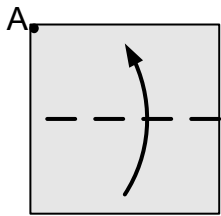
Papier wenden



Papier drehen



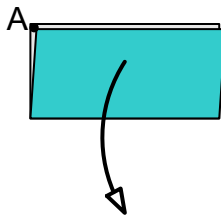
## Talfalte



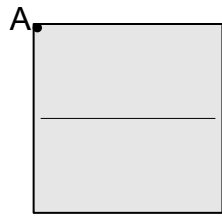
Talfalte  
Pfeil für eine Talfalte



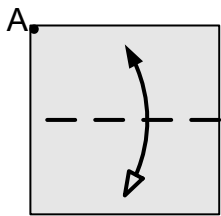
Gefaltete Talfalte



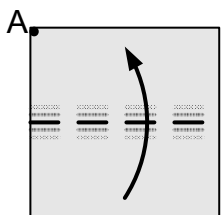
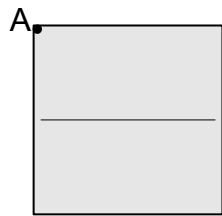
Pfeil für das  
Auffalten



Gefaltete Faltung (Dünne  
schwarze Linie)

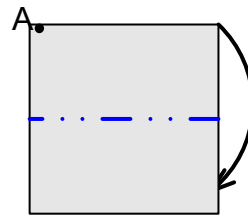


Talfalten und gleich wieder auffalten



Variable Talfalte

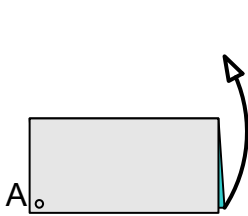
## Bergfalte



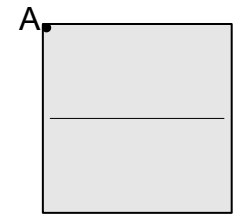
Bergfalte  
Pfeil für eine Bergfalte



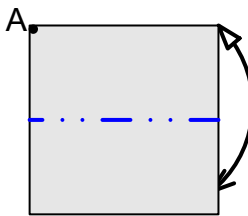
Gefaltete Bergfalte



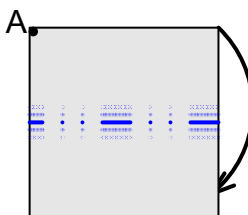
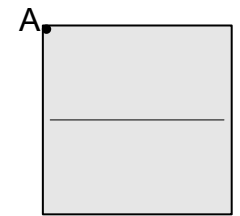
Pfeil für das  
Auffalten



Gefaltete Faltung (Dünne  
schwarze Linie)



Bergfalten und gleich wieder auffalten

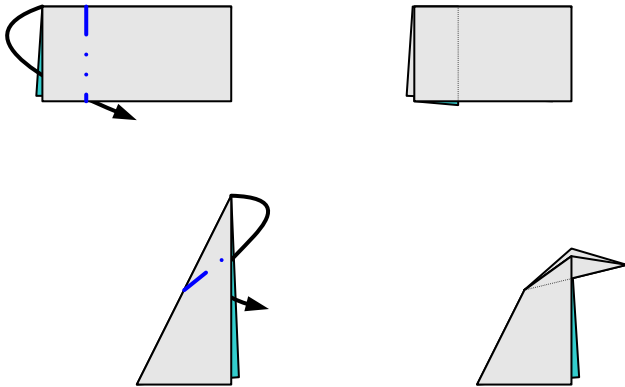


Variable Bergfalte

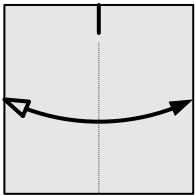
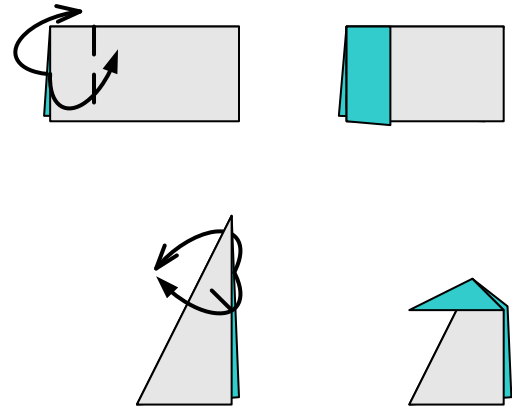
# Origami Faltsymbole

Copyright © www.orime.de Dominik Meißner

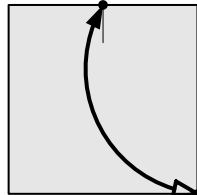
## Nach innen zurück falten



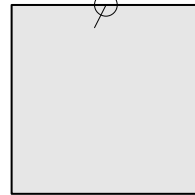
## Nach außen zurück falten



Markierungsfaltung



Markierungspunkte




Hinweiskreis

08-09

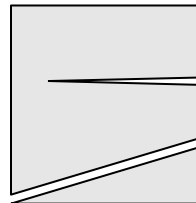
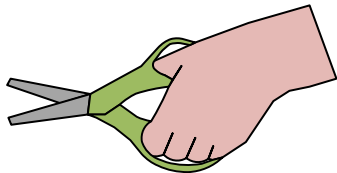


Faltschritt(e) mit der angegebenen Nummer wiederholen

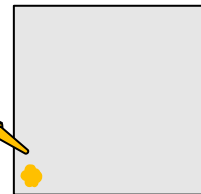

## Schneiden/Kleben



Schneiden (Grüne Linie)



Papier geschnitten



Klebepunkt